

# The Country Store Raffle Quilt

2027


Three fabrics are provided: A light, a medium and a dark. Please make 3 blocks with the material provided. If you aren't able to make 3, please return the left overs with your blocks so additional ones can be made. Thank you so very much for participating in making the 2027 OWQ Raffle Quilt!

Questions? Reach out to Shari Lyons 707-684-0831 or Dee Goodrich 707-962-0220




You will be making a small block, that will be 6 1/4" unfinished.  
Therefore, cutting accurately is very important.

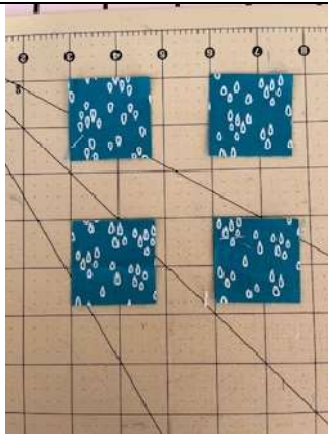
These are the 4 layouts possible with the 3 fabrics provided. Please make at least two, more if you wish. Variety adds interest.




From the DARK fabric cut two 4" squares and one 1 3/4" square



From the medium OR light fabric cut two 4" squares and four 1 3/4" squares.



From the medium OR light fabric cut four 1 3/4" squares.



Place the dark and light (or medium) 4" squares together, mark down the diagonal, sewing 1/4" on each side of the line. Cut on the diagonal to create 4 half square triangles.



Trim the four HST's to 3".



**No matter what layout you chose, make sure the four outer triangles have the dark fabric.**

Your block should measure 6  $\frac{3}{4}$ " UNFINISHED.

PLEASE DO NOT TRIM.

Please try to make at least 3 blocks with the fabric provided. If you are not able to, please return any left overs with your block so additional blocks can be made!