



Casino Royale



Casino Royale

12" finished quilt block

Fabric Placement



How-to Notes



Bisect square on one diagonal



Bisect square on both diagonals

*All seam allowances are 1/4" unless noted otherwise

1



Fabric 1

Cut 8 squares 2 1/2"

Cut 10 squares 2 7/8" and bisect on one diagonal

2



Fabric 2

Cut 8 squares 2 1/2"

Cut 4 squares 2 7/8" and bisect on one diagonal

Cut centre square 3 3/8"

3



Fabric 3

Cut 4 squares 2 7/8" and bisect on one diagonal


Casino Royale




Make 8



Make 8



Make 2 of each set



Make 2 of each set



Make 1

