



Ocean Wave Quilters – Virtual Show and Tell

November 2021


Dee G



Congratulations Dee!

Sierpinski Triangle

The Sierpinski Triangle was my entry into PIQF. It's hand quilted with metallic thread. I won Best Handwork in the Modern Art competition 🥳



Dee G

City Lights is a panel I hand quilted with metallic thread.

Nancy K's recent block of the month. Nancy provided extra fabric for the sashing.



Sharon G

Two disappearing nine patch quilts made with the same fabrics — placement of the blocks and added sashing makes for a completely different look.



Evelyn H

I showed this quilt at the quilt show and sold it to someone from the Bay Area. I love Ricky Tims' Kool Kaleidoscope quilts -- they are always a surprise!




I made this for a friend going through a rough patch.



Evelyn H

I made this wild quilt for my new grand-niece. My clever niece found a wonderful way to wrap her up tight in it.



I made a table runner and six place mats as a gift for a friend. Love the Snail Trail pattern!

Carole P

Tee shirt quilt representing many adventures of Carole and her husband.



Heron Panel — Took Paula's One Block Wonder class. Used 7 panels, keeping one whole and cutting the others into hexagons. Top and bottom are finished in triangle points.

Stella R



Unintended I Spy

97" x 106"

Amazing array of various prints many of them whimsical and others lovely colors or patterns. Enlarge and see if you can find the Hersey candy bars. Quilted by CindiJo

Kim R

My project for Sharon L's class 'From Image to Quilt.' I am partial to still life paintings, especially this Odilon Redon. Ombre worked well for the base fabric. Got the idea to imbed flower designs in the free motion quilting background from Jenny Lyon's blog. Embellished with small silk flowers.



Sandy S

I made this Texture Quilt for my sister who has memory issues. Wish now I had kept texture quilt kits I gave back to OWQ. Would love to make more & send them.





Phoebe U

Made for a three year old boy who loves music.

Sherry W

Warm welcome quilt made from a kit of fabric from the guild. Maybe the child could use it as a picnic table later in life!






Linda W

Dreaming In the Time of Drought
68"x 92"


Last summer I was depressed by all the dryness and brown plants so I took a refreshing dip into my stash of green fabrics. A Gustav Klimt print "Garda Lake" and some 20+ year old foliage pattern worked well together. A dark teal binding will finish it off.

Green Dream
56"x75"

This is a sequel quilt, otherwise known as "I had a few blocks left over." Four blocks remained from the first quilt I made to reduce my green stash. Purchasing 5 more yards of green prints allowed me to make 84 more blocks to complete this quilt. I DID use all the green foliage and "Garda Lake" so by quilt logic this was a successful stash thinning.



Daisy W



Quilt below is metallic fabric with stars. It appears to be circles but there is not a curved piece in the entire quilt — illusion created by 1/2 square triangles.

