



Ocean Wave Quilters – Virtual Show and Tell

April 2021

Sharon L



Iconic Mendocino Building Project

This is the Joshua Grindle Inn. I'm finding it works to print some of the fussier details onto fabric. In this case, the porch corbels, window trim, and porch railing were printed, as well as the sign. I also painted the yellow flowers on the foreground bushes with acrylic fabric paint.



Daisy W


Iconic Mendocino
Building Project

Odd Fellows Hall


The deck railings are 1/8" ribbon. The "X's" under the railings are stitched using 20wt black thread. The black corners were cut with a 1/8" wood chisel! Sometimes you need to think outside the quilt box!



The Whistlestop




Highlight Gallery



Evelyn H

I made the this because I loaned my other "eye-popper" to the library and was missing it! This time, though, I experimented with the design. I actually made two of the quilts, one in green and one in blue. The blue one I (gasp!) cut into four pieces and sewed the resulting quarters onto the sides of the green one. Believe me, cutting the blue one was SCARY! But it worked out and I love the result. Don't look at it for too long because it starts to move when you do!

This is actually a sample quilt I made to show the BOM I will be demonstrating at our meeting in May. It's a cool block to make and I really like the result. I decided to arrange the blocks from darkest at the top to lightest at the bottom.





Kathy M

2 purple circles...

about 16x16...

original design hand quilted

not one of my favorites

Kim R

'Deco Stained Glass'

52"x65"

Lap quilt for Bert



Linda W



'Mighty Pine' 63"x81"

Pieced by me and quilted by Cindi Jo. She highlighted the separate elements with an interesting variety of stitching. It must be seen in person to appreciate. My daughter gave me the center panel as a birthday gift. I had it pinned to the wall in my sewing room for a year waiting for inspiration. Many thanks to Julie Rae at Sew N Sew who was able to steer me to the coordinating ombré fabric they still had in stock.



Linda W

'Surfing Cowboys'

65"x75"

UFO project. Finally these cowboys are surfing into the sunset. For the binding and backing I am going to use a black fabric with small white dots.

'Heliconia Flowers'

53"x73"

UFO A 1994 trip to Hawaii was the source for the floral print fabric. I made a jacket for my daughter out of this fabric and she wore it all through middle school. This quilt is for the Infusion Center and will be bound with the red print.





Marcia W

Quilts to be donated. I have appreciated the giving spirit of the members of this club. When so many have had their world turned upside down, it is a double blessing to give.



Nancy K



This is my quilt top from Paula's February class.
Pattern is Simple Solstice; approximately 70" x 90"




Phoebe G

The 9 blocks I did for the 2020 mystery quilt. I really learned a lot and enjoyed making the blocks.

Nodja J

Finished a **UFO** and
Roseanne scores again 😊
Santa delivered it to her.
This was done in December.





OWQ recently received a nice fabric donation — a literal pick up truck load.

Over the course of two days Sharon G, Marcia W, Dee G, and Kim R met at Sharon L's house to sort and pack donation kits.

