

Ocean Wave Quilters – Virtual Show and Tell

February 2021



Carole P



Carole P



Christie D



The Mendocino Hotel for the Iconic Mendocino Buildings project.
Fun project, a learning experience to be sure.



Daisy W

Here are two UFO's. The piecing was done 3 years ago! But, not the borders..again.



Dee G

“Autumn”

UFO I had 16 stack and whack blocks for a long time, I would say 2007, or 2008, and didn't know what to do with them. Then I found the piece with the trees in my stash and with a bit of sashing I had my design. Rather than make more stack and whack blocks, I used the remaining fabric for the border and the back.



“Table Runner”

UFO The last small piece of tree fabric used in the quilt above, became a small table runner.



“Hawaiian”

UFO This is another piece of fabric I have moved around from box to bag, to shelf for 10 years. It's a Hawaiian cheater print. I sandwiched it to a bright striped fabric and quilted it with red thread. This will be donated to the Cancer group.



Kathy M

"Bamboo Forest"
25"x50"

Original design...
sashiko and some kimono silk...
hand quilted



Kim R




UFO — This is from Kerrie Hershey's Invisible Appliqué class she taught in person at the Senior Center a year ago. The piecing was finished in March but I only recently developed an interest in free motion quilting. Purchased a number of sewing machine attachments and gadgets, and attended Jenny Lyon's 'Fills and Frills' FMQ Zoom class in October. After lots and lots of practice, here is my first finished appliqué/FMQ project. I guess it's a little wall hanging or an oversized placemat (~32x32"). Thanks to Daisy for her mentoring via lots of email exchanges, and a couple masked face-to-face discussions.

Linda W

"Quails"
71"x91"


UFO This is a good example of the synergy created by the Guild. Sherry presented the block as the Aug 2020 BOM, Jeanne K inspired the layout with her quilt in the November 2020 Virtual Show and Daisy gave me the push to complete a long term project. I've had the quail and California poppy fabric for over twenty years waiting for the right stars to align. Much thanks to Sew N Sew for having the luscious green for the border.



This is one of the variations on the Disappearing Nine Patch that Sharon L shared with us. This was a lesson in much pinning and treating the fabric carefully. Each seam was on the bias and I was determined to have them all as square as possible. 61"x78"



This is my What Cancer Cannot Do quilt for the hospital oncology unit. Susan Bivins made one for me during my chemo and I was like Linus.....dragging it from room to room.



I love doing the Dress a Girl project, hoping we make a difference in a little life.



What fun.. Elizabeth and William loved them.

Nodja J

Just a few of the 30 pillowcases given out.



Finally, one I started and finished.

Sharon L



Hana (21) and Hili (17) are our granddaughters who live in Utah. Hana is a passionate rock climber, so I found rock climbing fabric on Spoonflower - and the colors were perfect for the Utah canyons she climbs.

Hili is an avid Minecraft player, so I made her a sword (no, I didn't really enjoy piecing all those 2" squares!) Unfortunately, I forgot to take photos of the quilts, so these are photos Hana took for me.



Sharon L



The Albert Brown house is part of the Iconic Mendocino Buildings project.




And the bench - Lloyd the Llama - was a joint project with Howard - I made the head for him for Christmas, and he built the bench. The pattern is for one of those riding sticks - Sew 'n Sew has the pattern for a camel, a horse, and the llama.



Tracy S

The Autumn colored quilt is a wonky block made for Rabbi Margaret to thank her for her help with my Bat Mitzvah.



Ribbon Quilt for Mina Cohen, my Hebrew tutor.



Baby play mat made with the Strip Quilt block that I presented at our OWQ meeting.

Tracy S



I participated in Sew-n-Sew's Mystery Quilt.
Turned it into a King size quilt and designed and made the pillows.