

Ocean Wave Quilters – Virtual Show and Tell

January 2021



Marcia W






Daisy W

Here is a quick quilt destined for the Cancer Center. A whole cloth quilt. I took a single width of fabric and added borders. My concern was with all the washing, a quilt wasn't going to hold up too long. It is 60 x 83 and will be headed to Sharon's for quilting.

How about a **UFO** challenge quilt? The top is really irregular strips that I made to look like a Bargello. The curving is because I made the strips different widths. The 3-year old top is finished. Yeah! It just needed borders but I had no idea what to do so, it was put in a baggy and forgotten in the "I don't know what to" drawer. However, I do need to get the quilting done so It's going into the infamous "Ready to Quilt Bin" — which is going to overflow soon!





Dee G



"Hand Warmer" from the texture quilt kits Sharon put together.

Both "Attic Window" and "Boys Quilt" are baby quilts.
(They were delivered to Judy)



Dresses for "Dress a Girl"



Grace V



Here's a quick quilt I made from fabric from Sew n Sew showing children's literature that reminds me of when I read to my students as a teacher for 50 years.

UFO

Here is one I just finished.
So many 5 inch squares,
so little time!



Jenna G



I call this the **Road to Oberlin**, it is a **UFO** from about 15 years ago, it was a group quilt.

Julie Rae M

Yes, shock, JulieRae finally got to make a quilt!!!

This is for my brother, Keith, or Spud as we call him. He lives in South Carolina and loves American History.



Backside: Sandy beige minky highlighting paper-pieced mariner's compass.



Vive La France This fabric had been speaking to me from its little corner at Sew-n-Sew for months. I've shied away from making a bed quilt but I was intrigued by a quilt from the Grapevine Guild displayed at Sew-n-Sew and decided that design would nicely show off those tempting fabrics by French General for Moda. I couldn't find the pattern so I designed it in EQ8 which is so helpful to determine yardage requirements — but no instructions on how to assemble it. Along the way I learned some new (to me) terminology: on point, triple sashing, 9-patch corners, set-in triangles.

Lap quilt — when I made a block for Tracy's recent BOM, the vibrant fall colors moved me to keep going and make a lap quilt for myself.



Sharon L

Bunnies (for the **UFO/NYS** challenge because it was a NYS for several years and because I used a new to me technique): At one of the first retreats I attended, we were selling things from our stashes. Marcia W. had this small panel of rabbits and, since that is my Chinese New Year's animal, I bought it for \$5. It's been sitting around since and I finally decided to make it into a quilt. This also marks the first time I paper-pieced flying geese. No, this did not make me love paper-piecing.



Sock Kat (for the **UFO/NYS** challenge because it was a NYS for a year): Kathy M. won a raffle basket a year or so ago; one of the items in the basket was a sock monkey kit that Cindi Jo had donated. Kathy gave it to me. I don't do sock monkeys (sorry, Cindi), but it made a really cute Sock Kat. If he had a cape, he could leap tall buildings in a single bound!



Sharon L

Cheeto and Ashley (for the **UFO/NYS** challenge both because it was a NYS for years and because I used fleece on a quilt for the first time – I don't recommend it): Cheeto is the only kitty of ours that hadn't made it onto a quilt. She came into our lives on a Sunday morning when a neighbor came running to us holding a muddy ball of orange fur. She told us a neighbor was washing it down the street with a garden hose because he doesn't like cats. We took the kitten to the emergency vet and told them to keep her comfortable, but not to do anything heroic. The next morning they called to say the kitten was running around the cage and we could come get her. I took this photo of her with Ashley; they were inseparable. Sadly, Cheeto died two months later of FIP, but she had a good, if short, life.



Elephant: This is an Elizabeth Hartman pattern ("Spectacular Savanna") that I bought a couple of years ago at Sew 'n Sew. I love how this elephant turned out!



Follow Your Star: The pattern is called "On the Fence" by Canuck Quilter Designs. The pattern is super easy – the quilt went together in a day. (Paula is checking into getting the pattern for Sew 'n Sew.)


Lona O sent shared this on behalf of Karen Lebacqz who was a long-time, very active guild member who moved away a few years ago.

2020—The Year in 6 Quilts


I started the year preparing for a show of biblically related quilts:




But then: Covid—and lockdown. (This one is "Claremont 2020")



Then: the death of George Floyd prompted:



I worked a lot with negative space:



But we still faced a very difficult election: (This is "Save Me: Votes Matter")



And even when it was over, it wasn't. Still... In hope for 2021, I made "New Moon Rising"....



These are not all my 2020 quilts! But they are the ones that tell the story best....

Blessings, Karen