

Ocean Wave Quilters – Virtual Show and Tell – November 2020






Tracy S

Soon to be a king size quilt.. from Sew-n-Sew's Mystery Quilt.

Sharon L

This little (14 x 18) quilt was something I've been wanting to try for awhile - especially the curved bottom edge. It was a challenge to get the facing just right, but I do love how the quilt turned out. Howard named it Shoreline Highway because he says it reminds him of driving along our coast.



Sandi S



REALLY vintage quilt my sister found at a yard sale in Southern California. After we talked she was able to find two dates and a printed clue as to the makers of this beautiful crazy quilt which is in very good condition. She gave it to me as I am the quilter among 4 sisters. I will probably try my hand at restoring two pieces where the fabric is missing, but for now I am enjoying this treasure. One piece has "1889" embroidered on it; another has "1891" embroidered. Printed or stamped are the words, "Nora Total Abstinence Society".



Sandy B




Frida Kahlo wall hanging.

Quilt for our community projects - perhaps for Project Sanctuary?

Linda W



First the original fabric, then after deconstruction and reconstruction a Disappearing Four Patch quilt. Zoom in to find the seascape. 91"x112 unquilted.



Wall hangings with 13" blocks

Only a quilter could understand the ridiculously long time I spent contemplating the difference of effect between the horizontal pattern on the right and starburst on the left.



Jeanne K

Hummingbird Meadow inspired by the piece of fabric won in March when Tina drew my name and after 4 trips to Sew'n Sew I finally finished it. The block is Billie Lauder's 9 patch with the center block fussy cut so a bird appears in each one. A gift for my daughter-in-law Carla.

My version of the August BOM, a 7 patch, I changed it up a bit. I rarely use black so this is very different from what I usually do. I had 3 bright fat quarters and some polished cotton so I had to modify the design some. I call it ***Party Time***.





Evelyn H

Here is my latest quilt. It was designed by my husband, Michael and stitched by me. It is 7' x 3' and was a pretty major undertaking for us. But also loads of fun.

Marcia W

Love this panel but was short 1 animal so middle block I embroidered bamboo for them to eat.



Dee G




Baby Whales. I saw this quilt design at the Rio Vista library. Figured I could draft a paper piecing pattern. Fun to make.

Lap size quilt made with 36 strippy blocks using dryer sheets as foundations. Added sashing for interest and to increase the finished size. This will be a donation.



Spinning Suns table runner. From a pattern by Cara Gulatti. Made for the Gualala guild for their fundraising.



This is my Veteran Quilt for 2020, based on the blockette presented by Daisy a few months back. It's 60 by 72 and I quilted it in two sections, then sewed them together.


Daisy W

Instead of a quilt, I wanted to share all the boxes that went to Hayfork. Everyone was so generous!

30 quilts, 3 sleeping bags, 6 person tent, air mattresses, sweaters, towels, socks, queen down comforter (including cover and shams), stock pots (2), and a large crockpot.

Diana wanted me to thank everyone for their generosity.

Way to go!





Christie D

Randy Rhino, Bunny, and French quilt

I'm falling deeper in love with these darling Funky Friends, I'm a bit addicted to these little guys. Larry the Lion is on the assembly line right now, be still my heart, he is adorable.



I've shown my French quilt before, however Cindi has done her beautiful quilting, and now I sew the binding down and it will be ready for my friend. I feel a bit like Mama Claus, getting ready for Christmas. With the season change, sewing seems to be a great way to spend my time, and I'm enjoying hibernating at home with Bob.